




SoCal Youth Rugby Emergency Action Plan

Liberty Community Park

Name of Venue *	Liberty Community Park
Address of Venue *	11225 Brimhall Road, Bakersfield, CA 93312
Cross Streets *	Jewetta Ave / Brimhall Rd
Directions for EMS Access to the Field *	Park in large parking lot alongside Brimhall road on NE side of park, fields are direct west of the parking area.
Club Submitting EAP *	Kern Youth Rugby
Other Clubs That Use This Venue	
Program Director/Primary Contact *	Carel Els
Program Director Phone Number*	(661) 343-6892
Does this site have its own security? *	No
Security Phone Number	
Is there an AED on site? *	No
Location of AED/AEDs and keys needed to access	
Location of Med Kit during events *	On field with coaching equipment
Lightning Safe Structure *	Vehicles
Hospital 1 *	Mercy South West Hospital
Address Hospital 1 *	 Mercy South West Hospital, 400 Old River Road Bakersfield, California 93311 United States
Phone Number Hospital 1 *	(661) 663-6000
Hospital 2	Mercy Hospital Downtown
Address Hospital 2	 Mercy Hospital Downtown, 2215 Truxtun Ave Bakersfield, California 93301 United States
Phone Number Hospital 2	(661) 632-5000

Urgent Care	Accelerated Urgent Care
Address Urgent Care	 Accelerated Urgent Care, 9710 Brimhall Rd Bakersfield, California 93312 United States
Phone Number Urgent Care	(661) 829-6747

Role of First Responder

1. Immediate care of injured/ill individual (ATC if available)
2. Determine the need to activate EMS
3. Designate an individual to contact Emergency Medical Services (if you are alone contact EMS yourself)
 - Dial 911 from a land line or cellular device
 - If EMS is on site, seek them
4. Emergency Equipment Retrieval
 - Designate an individual to retrieve the AED (if available) and medical bag
5. Direct EMS to the Scene
 - Designate an individual to meet EMS at the entrance of the venue
6. Crowd Control
 - Designate individuals as needed to control spectators and participants and make way for EMS
 - If security is onsite contact them to help with crowd control or other needs
7. Document
 - Document all injuries and illnesses that occur

Speaking with Dispatch

- Identify yourself (Name and Title)
- State the need for an ambulance
- Identify the type of injury/illness and the treatment that is being given
- Give location and phone number (address and cross streets)
- Give specific directions to the location of the patient
- Answer all questions and follow the dispatcher's instructions
- HANG UP LAST (only after the dispatcher has hung up)

Documentation

- Injury or illness of a SCYR athlete or referee must be documented and reported to the Player Welfare Program Manager
 - o Christine Mitchell cmitchell@socalyouthrugby.org
 - Injury or illness of a parent, coach, or spectator must be documented and reported to the Club Program Director
-

Lightning Safe Structure

This should be a fully enclosed grounded building that teams and spectators can be evacuated to. If a structure of this sort is not available, enclosed metal vehicles can be used as an alternative.

Concussion

Any athlete suspected of sustaining a concussion must be removed from participation and may not return to play that day. An athlete may not participate unless they have been cleared by the Player Welfare Program Manager in Match Apt and are on the match report.

Reminders:

Home team is to provide injury ice

Each team should have a med kit on site

EAP should be posted on site during any practice or match

All coaches and team admin should be familiar with the EAP prior to any practice or match

Created
13 Mar 2019
12:12:55 PM **PUBLIC**